

# Aluminum Side Loading Pan Rack

These sturdy aluminum pan racks are suitable for many different applications. Available in both end loading and side loading models for 18" x 26" pans.



#### FEATURES:

- Sanitary square aluminum tube
- Radius corners for comfort when pushing
- Heavy gauge aluminum angle runners
- Standard Rack includes (4) swivel casters with polyurethane wheels

#### OPTIONS:

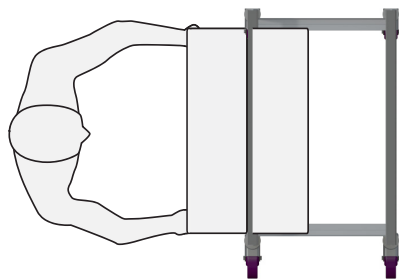
- (4) 5" x 1.25" flat plate swivel casters with Heavy duty caster channel. Channel protects the caster from the environment and prolongs the useful life of the casters (inquire with your customer service representative)
- Tray Stop (inquire with your customer service representative)

#### REPLACEMENT PARTS:


- (4) 5" x 1.25" swivel casters with polyurethane wheels. Replacement order #B000025

Shown with optional flat plate swivel casters and protective hat channel. Contact your sales representative for more details.

8040910



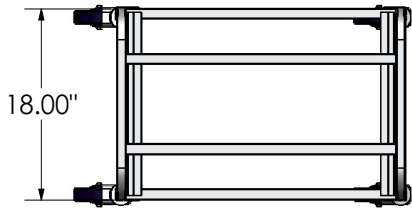
Side Load



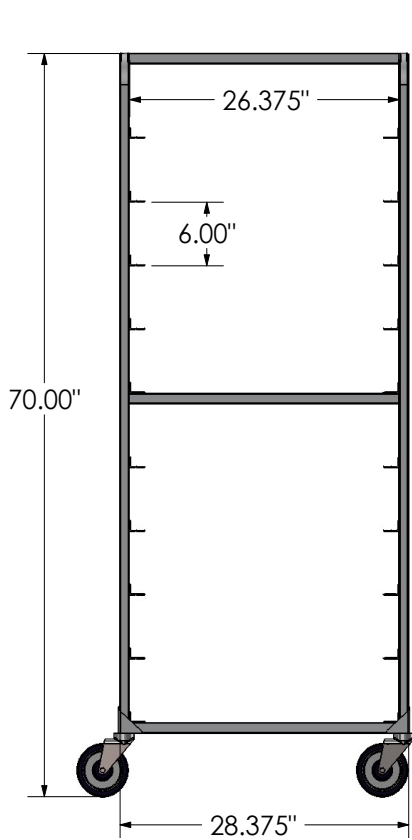
NATIONAL CART CO

PH: 800-455-3802

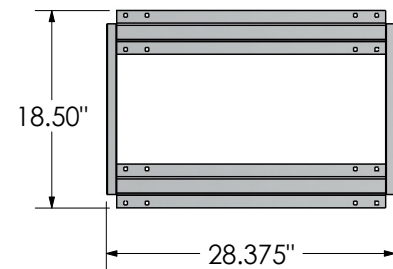

[www.nationalcart.com](http://www.nationalcart.com)



Freight Class: 300  
 NMFC Code: 164390-S2



8040907



*Base assembly for  
 plate swivel casters*

Order #	Model	W	L	H	Shelf Spacing	Pan Capacity	Weight
<b>8040907</b>	AL-2610B AL SIDE LOAD CART	28 3/8"	18"	70"	6"	10	32 lbs.
<b>8040961</b>	AL-2612B SIDE LOAD CART	28 3/8"	18"	70"	5"	12	35 lbs.
<b>8040962</b>	AL-2615B SIDE LOAD CART	28 3/8"	18"	70"	4"	15	35 lbs.
<b>8040910</b>	AL-2618B AL SIDE LOAD CART	28 3/8"	18"	70"	3"	18	37 lbs.
<b>8040911</b>	AL-2620B AL SIDE LOAD CART	28 3/8"	18"	70"	3"	20	42 lbs.
<b>8040912</b>	AL-2630B AL SIDE LOAD CART	28 3/8"	18"	70"	2"	30	49 lbs.

Can't find exactly what you need? Give us a call and we'll help you with the perfect solution!